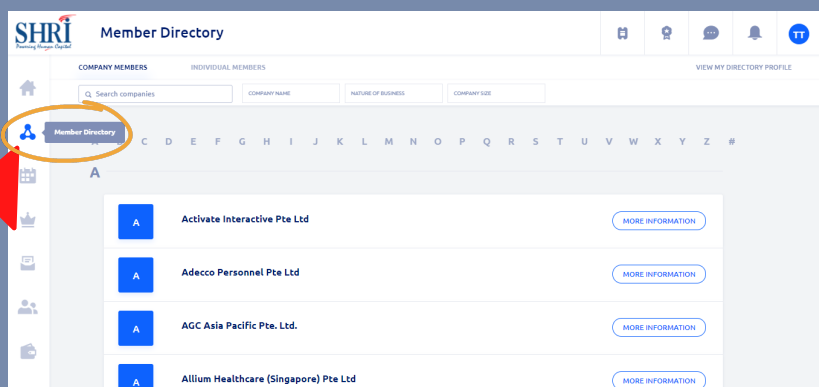


# Membership Platform Introductory Guide to GlueUp Web



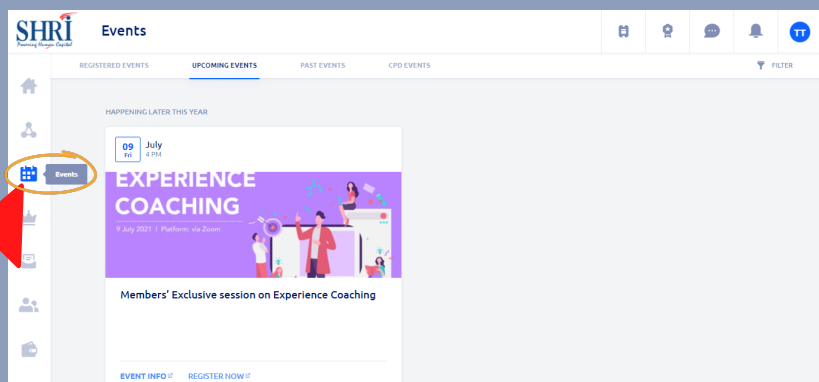
## Home Page

Upon logging in, you will be brought to the home page where you can view your membership details, upcoming events, and events you've signed up for in an overview.



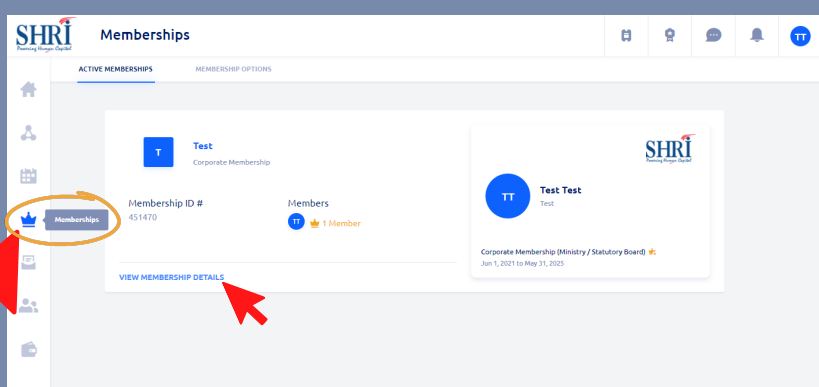
## Membership Directory

Explore and network with other SHRI Members!



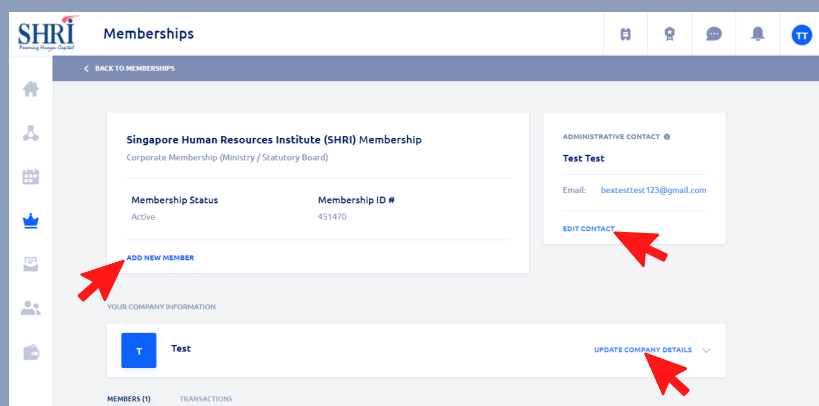
## Events Page

Get more details on SHRI's latest events, past events and events you've registered here.



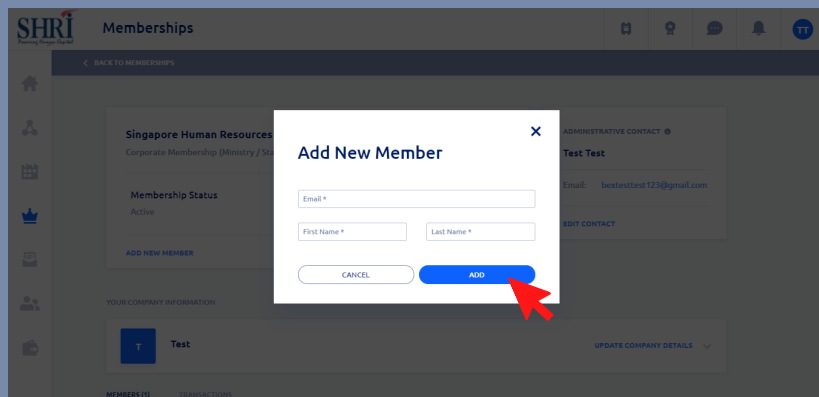
## Membership E-card

Your membership e-card can be found on this page. Your membership ID and validity period can be seen in an overview. To view and update your membership details, click on "View Membership Details" at the bottom left of the column shown on the webpage.



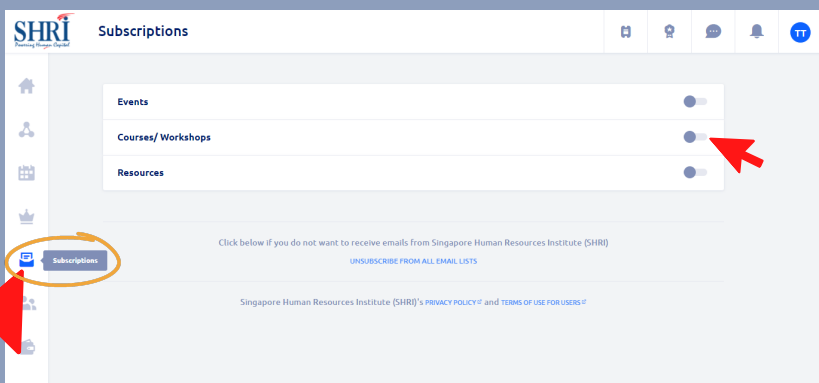
## Membership Details

You can update your membership details and add or remove members from your list here. You can add up to **30** members. Should you wish to add more, write in to us at [membership@shri.org.sg](mailto:membership@shri.org.sg).



## Adding your colleagues

Members in the list will receive eDM mailings and updates from SHRI. They will be able to access to the membership directory, have an account on GlueUp, and can register for events with their own work email address that is uploaded on GlueUp.



## Receiving eDMs

Customise the type of mailings you personally wish to receive from SHRI according to your preference on this page. Your choice will not affect the types of mailings your colleagues receive.